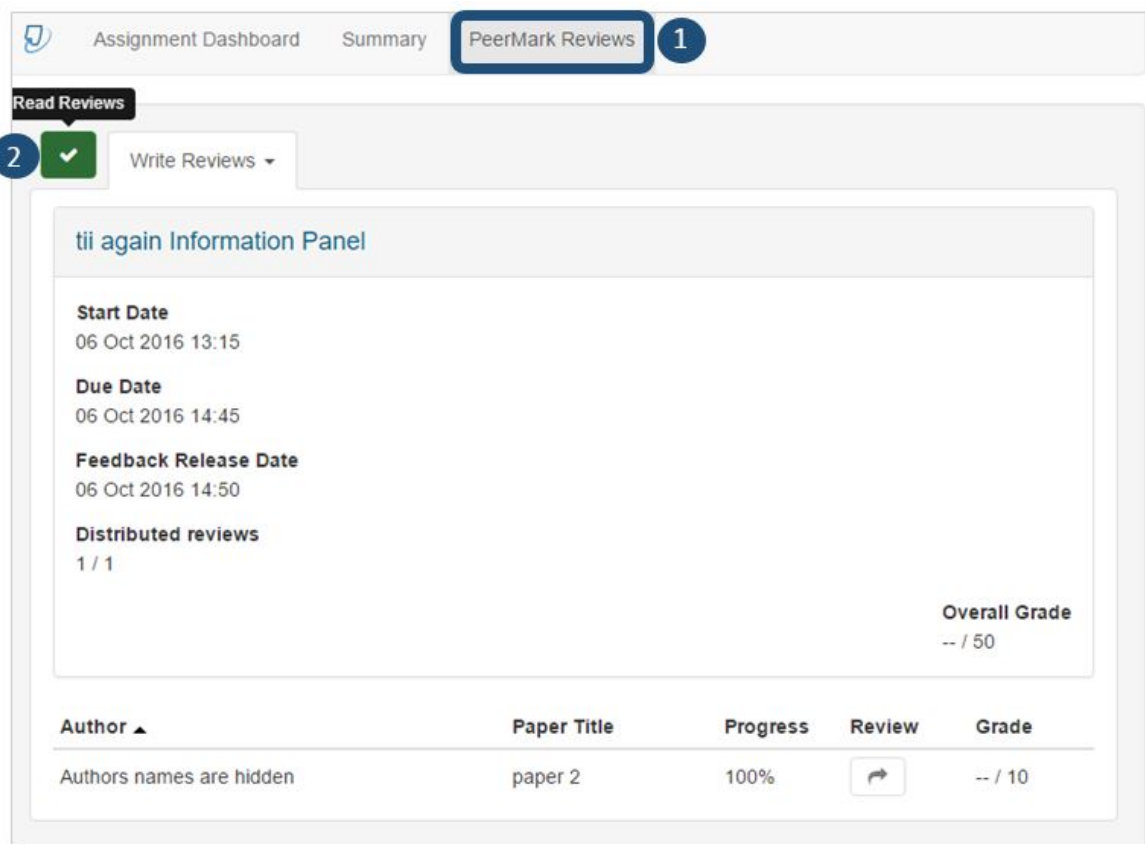


How to Access the Review of Your Peer Review Assignment in Turnitin PeerMark

If you were reviewed by a peer in Turnitin (TII), you will be able to access the review after the review release date has passed.

1. Click on the assignment in Canvas, then click on the PeerMark Reviews tab [1]. On this page, click the green button with a checkmark in it [2].



Assignment Dashboard Summary **PeerMark Reviews** 1

Read Reviews 2

Write Reviews ▾

tii again Information Panel


Start Date
06 Oct 2016 13:15

Due Date
06 Oct 2016 14:45

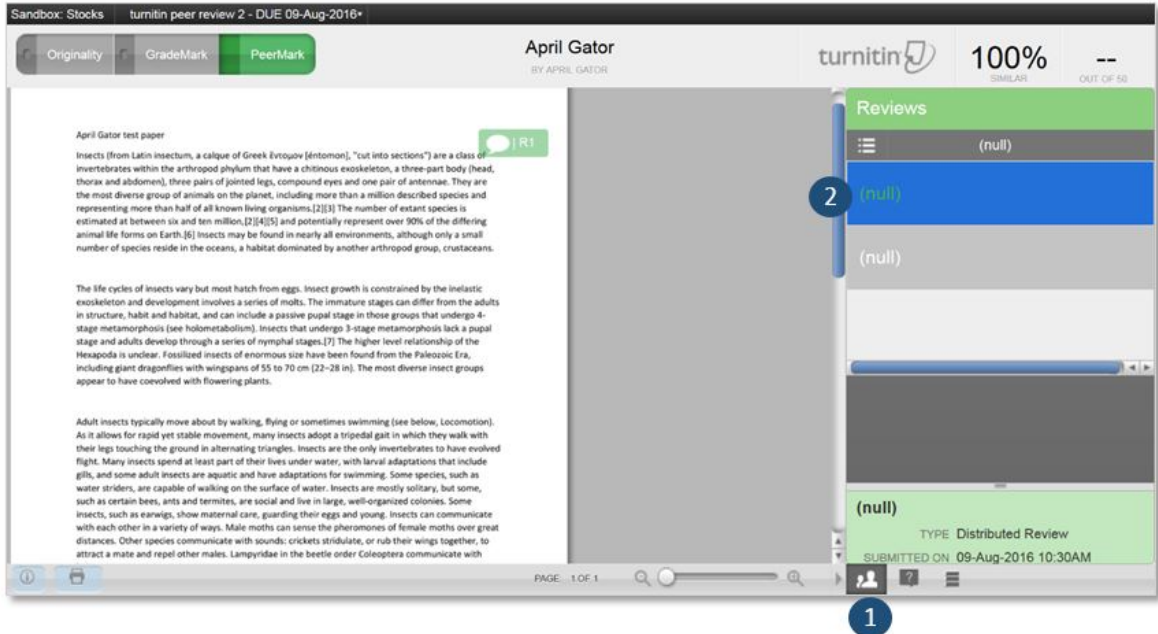
Feedback Release Date
06 Oct 2016 14:50

Distributed reviews
1 / 1

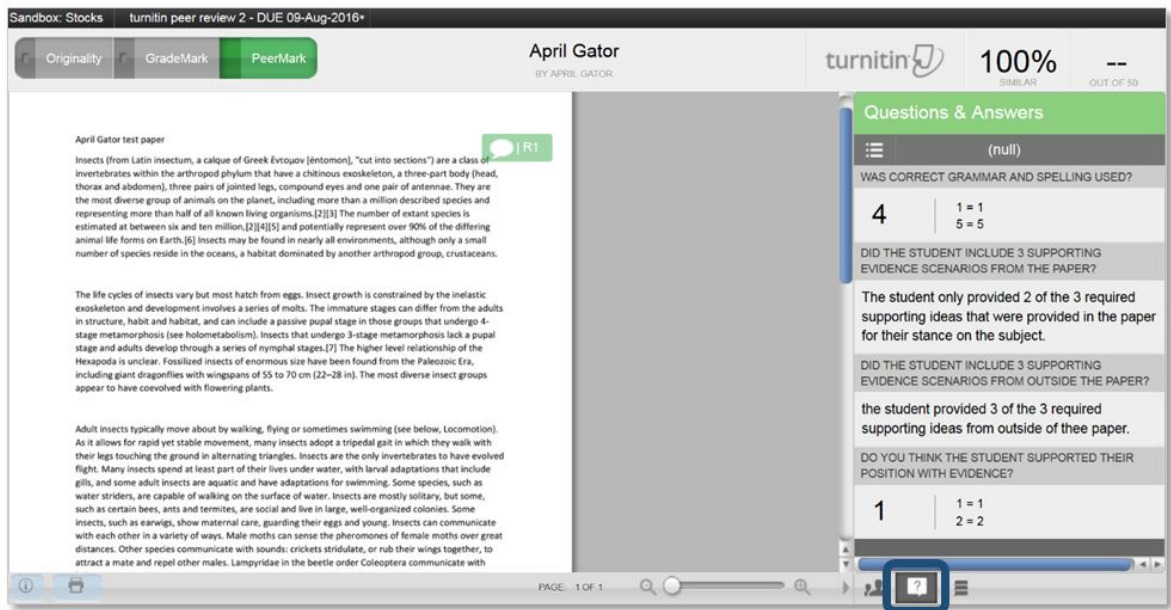
Overall Grade
-- / 50

| Author ▲ | Paper Title | Progress | Review | Grade |
|--------------------------|-------------|----------|---|---------|
| Authors names are hidden | paper 2 | 100% |  | -- / 10 |

- You can choose which reviewer's comment to look at by clicking on the people icon [1], then clicking on their name [2]. Note: In this example names are hidden (null) since the instructor made this an anonymous review.



You can then click on the speech box with the “?” mark in it to see the rubric your reviewer filled out.



You can also click on the three horizontal lines to see any comments your reviewer may have left.

